


# Ujjain Engicon India Pvt. Ltd.

Determination of Bitumen % in Mix Aggregate for B.M.

NAME of Dept → R.C.B. MOTIHARI  
Name of work 16 cm B3 Chhapwa - Harasidi - Sewraha Road.  
(IRAP work)  
Agreement No  
Location km 11(P)  
Date of Test 25.03.17

S.N.	WT OF MIX IN GM	AGGREGATE AFTER TEST WITH CC	WT OF BITUMEN	% OF BITUMEN	AVERAGE % PF BITUMEN
1	200.00	193.44	6.56	3.28	
2	200.00	193.38	6.62	3.31	3.30
3	200.00	193.36	6.64	3.32	

  
25-3-17  
Engineer in Charge

Ujjain Engicon India Pvt. Ltd

# UJJAIN ENGICON (INDIA) PVT LTD

PHYSICAL TEST AND GRADATION OF COARES AGGREGATE

Name of Deptt. R.C.D. Motihari

Name of Project - Improvement (IRQP) work on 0 to 19.15 km in Chhapwa -Harsidhi-Sewrahan pathroad for the year 2015-16 under Road Construction Division, Motihari.

Agreement No- MBD 16 of 2015-16

Location : km 11<sup>th</sup> (P)

Date of Test:- 25/3/2017

Sl.No	Sieve size in M.L.	B.M GRADATION (GR II)				E.M GRADATION (GR II)				SAMPLE TAKEN	
		WEIGHT OF SAMPLE TAKEN (KG)		% of Passing	WEIGHT OF SAMPLE TAKEN (KG)		% of Passing	WEIGHT OF SAMPLE TAKEN (KG)		Required limit in % passing	Remarks
		% wt. Retained	comu. % Retained		% in wt. kg. Retained	% wt. Retained		comu. % Retained	% in wt. kg. Retained		
1	26.5	NIL	NIL	100	NIL	NIL	100	NIL	NIL	100	
2	19	0.646	6.2	93.6	6.716	7.1	92.9	7.1	7.1	90-100	
3	13.2	3.116	37.5	62.5	3.216	32.1	67.8	32.1	39.2	56.88	
4	4.75	3.120	68.7	31.3	3.036	30.3	69.5	30.3	69.5	16.36	
5	2.36	1.416	82.8	17.2	1.236	12.3	87.7	12.3	81.8	4.19	
6	0.3	1.040	93.2	6.8	1.056	10.5	89.3	10.5	92.3	3.10	
7	0.075	6.570	98.9	1.1	6.670	6.7	93.0	6.7	99.0	0.8	
8											

  
 Engineer in Charge

Ujjain Engicon India Pvt. Ltd

# Ujjain Engicon India Pvt. Ltd.

Name of Dept - ~~REC~~ R.C. d. motihani

Determination of Bitumen % in Mix Aggregate for ~~CC~~ SBC

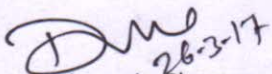
Name of work 16 - CMDD. Chhapra - Heridhi - Sewrahan road .

Agreement No 16 - CMDD

Location . 7<sup>th</sup> & 8<sup>th</sup> km .

Date of Test 26/03/2017

S.N.	WT OF MIX IN GM	AGGREGATE AFTER TEST WITH CC	WT OF BITUMEN	% OF BITUMEN	AVERAGE % PF BITUMEN
1	200.00	189.96	10.04	5.02	
2	200.00	190.02	9.98	4.99	
3	200.00	190.04	9.96	4.98	5.00
4	200.00	189.98	10.02	5.01	
5	200.00	190.00	10.00	5.00	

  
Engineer in Charge

Ujjain Engicon India Pvt. Ltd

# UJJAIN ENGICON (INDIA) PVT LTD

## PHYSICAL TEST AND GRADATION OF COARES AGGREGATE

Name of Deptt. R.C.D. Motihari

Name of Project - Improvement (IRQP) work on 0 to 19.15 km in Chhapwa -Harsidhi-Sewrahan pathroad for the year 2015-16 under Road Construction Division, Motihari.

Agreement No- MBD 16 of 2015-16

Location :- Km. 4th & 3rd (P) & 11th (P)

Date of Test: 26-3-2017

Sl No	Sieve size in M.M	S.D.B.C GRADATION (G.F. II)				S.D.B.C GRADATION (G.R. III)				SAMPLE TAKEN		
		A		B		B		B		% of Passing	% of Passing	Remarks
		% wt. Retained	% wt. Retained	% wt. Retained	% wt. Retained	% in wt. Retained	% in wt. Retained	% in wt. Retained	% in wt. Retained			
1	13.2	NIL	NIL	NIL	NIL	NIL	NIL	NIL	100	100		
2	9.5	0.500	5.0	5.0	95.0	5.2	5.2	5.2	94.8	90	100	
3	4.75	4.530	45.3	50.3	49.7	44.6	44.6	44.6	50.2	35	51	
4	2.36	1.540	15.4	65.7	34.3	20.0	20.0	20.0	30.2	24	39	
5	1.18	1.040	10.4	76.1	23.9	9.5	9.5	9.5	20.7	15	30	
6	0.3	0.810	8.1	84.2	15.8	6.7	6.7	6.7	14.0	9	19	
7	0.075	1.440	14.4	98.6	1.4	12.9	12.9	12.9	1.1	3	8	
8												

*[Signature]*  
21/3/17  
Engineer Incharge

Ujjain Engicon India Pvt Ltd

# Ujjain Engicon India Pvt. Ltd.

Name of Dept. *R.C.C. Motikuni* Determination of Bitumen % in Mix Aggregate for ~~60M~~ *SDBC*


Name of work *16 - CMBD*

Agreement No *16 - CMBD*

Location *- 6th & 5th km*

Date of Test *27/03/2017*

S.N.	WT OF MIX IN GM	AGGREGATE AFTER TEST WITH CC	WT OF BITUMEN	% OF BITUMEN	AVERAGE % PF BITUMEN
1	200.00	189.94	10.06	5.03	
2	200.00	190.10	9.90	4.95	
3	200.00	190.16	9.84	4.92	5.01
4	200.00	189.96	10.04	5.02	
5	200.00	189.74	10.26	5.13	

  
27-3-2017  
Engineer in Charge

Ujjain Engicon India Pvt. Ltd

